


# Colour Studio





# Introducing Colour Studio

Elevate your colour selection process with our premium experience designed to simplify your journey towards perfect interior and exterior styling.

Drawing inspiration from the forefront of global design trends, our expert Interior Design team has meticulously curated 6 exceptional schemes to choose from. Each scheme harmoniously blends a palette of tones, textures, fittings, and finishes, ensuring a seamless blend of style and sophisticated aesthetic. Every element has been carefully selected to create a timeless look you'll be proud to call your own.

Introduction	02
Industrial	04
Urban	12
Botanical	20
Adriatic	28
Southampton	36
Coastal	44
Fittings & Fixtures	52
Upgrade Packs	56
Electrical, All Electric & Fibre	64



## Now for the fun part

### Congratulations!

**You're one step closer to your new Homebuyers Centre home.**

You only get one first home, which means one chance to nail the perfect colour scheme—and that's where we come in. We're here to help you start thinking about your internal and external colours so you can create a home you truly love.

Our six inspirational design schemes are ready to spark your imagination, offering a perfectly balanced palette of tones, textures, fittings, and finishes. Each scheme includes carefully selected products that work beautifully together, giving you a seamless and stylish result. With timeless materials and on-trend designs, we've handpicked every detail to make sure your home feels fresh, inviting, and uniquely you.

in your Selections Appointment, you'll be introduced to Colour Studio Online. This will allow you to review your colours from the convenience of your own home and finalise your selections up to 4 months prior to your land title registering. Within this appointment you will select one of our six external and six internal colour schemes from this guide (you will need to allow 1.5 hours for this appointment).

Your Selections Consultant will also confirm your chosen upgrades and any required electrical packs. One thing to be aware of, you'll be asked to pay for any specification upgrades costing more than the allowances in your Preliminary Works Contract (PWC) during the time you make your final selections. There's no option to add any variations to your loan.

Once the contracts have been completed, they'll be sent to you to review and make sure all your requests stated in the Preliminary Works Contract (PWC) have been captured in the contract. A sample contract has been included with this document, so you can have a read through before your appointment. If you have any queries, please don't hesitate to contact your Customer Experience Coordinator – Pre-Construction – they're here to help.



# Industrial

Bold and beautiful always makes a statement



Perfect for the professional couple or modern young family, Homebuyers Centre's spin on this industrial style combines hard wearing, textural elements with sleek and stylish finishes to create a home that is striking and modern – both now and into the future.






Soul Facade

## Exterior


### Brick/Render



**Main Render**  
Dulux Champignon



**Contrast Render**  
Dulux Namadji



**Cladding and Feature Render**  
Dulux Colorbond Surfmist



**Brick**  
PGH Character Red Rock  
**Mortar\***  
Natural Grey

### Upgrades



**Metal Roof Colour**  
Monolith



**Brick**  
PGH Heathwood

**Mortar\***  
Natural Grey



**Brick**  
Austral Melbourne Black Rock


**Mortar\***  
Natural Grey

### Roof




**Roof Tile**  
Elabana Barramundi

### Windows



**Window Frame**  
Textura Black

### Doors



**Garage Doors**  
Colorbond Monument



**Entry Door and Frame**  
Dulux Colorbond Surfmist

### Driveway




**Driveway**  
Boral Exposed Aggregate Daybreak

Building materials dependent on facade selection. \*White mortar can be included for an additional cost. Images are for illustrative purposes only and are subject to change.



## Interior


### Kitchen



**Kitchen Benchtop**  
Polytec Buller Stone  
Matt



**Kitchen Cabinetry Base**  
Polytec Cinder Matt



**Splashback Tiles**  
White Matt Subway  
100x300

**Grout**  
White

**Laying Pattern**  
Horizontal Brickbond

### Flooring



**Main Flooring**  
Bolero 120 Rustic Dark  
Grey



**Carpet**  
Rumble 99 Jaguar

### Upgrades



**Kitchen Benchtop**  
Option 1 - Zenith  
Sugar Rush




**Kitchen Benchtop**  
Option 2 - Zenith  
Mink Grey




**Splashback Tiles**  
Matt White Square Mosaic

**Grout**  
White




**Main Flooring**  
Artesan 130 Cream



**Kitchen Cabinetry Overheads**  
Category 1 - Polytec  
Natural Oak Matt



**Kitchen Cabinetry Overheads**  
Category 2 - Polytec  
Empire Oak Woodmatt




**Carpet**  
Stanley Park - Ball  
Park






## Interior (continued)

### Internals



**Internal Walls/  
Woodwork**  
Dulux White Exchange  
Half



**Ceiling Paint**  
Boutique Builders  
White



**Robe**  
Glacier




**Blockout Blinds**  
Chalk


### Bathroom/Ensuite



**Bathroom /Ensuite  
Benchtop**  
Laminat Chambord  
Matt




**Bathroom/Ensuite Base  
Cabinetry**  
Polytec Natural Oak  
Matt



**Wall Tile/Floor Tile**  
Milano Nero Matt  
400x400  
**Grout**  
Midnight

### Upgrades



**Wall Tile**  
Matt White  
200x600

**Grout**  
White

**Laying Pattern**  
Horizontal Stackbond



**Floor Tile**  
Dolomite Ash  
300x600

**Grout**  
Charred Ash

**Laying Pattern**  
Horizontal Stackbond

# Urban

Bold, edgy and radiating sophistication



Encapsulating the best elements of your favourite contemporary café, the Urban scheme delivers the perfect deep, chic retreat for the young couple, modern family and trend setters interested in the urban living lifestyle.





Sidney Facade

## Exterior

### Brick/Render



**Main Render**  
Dulux Winter Terrace



**Contrast Render**  
Dulux Klute



**Cladding and Feature Render**  
Dulux Flooded Gum



**Brick**  
PGH Bark  
**Mortar\***  
Natural Grey

### Upgrades



**Metal Roof Colour**  
Monolith




**Brick**  
Austral Access Stone



**Brick**  
Austral Industrial Char

### Roof




**Roof Tile**  
Elabana Barramundi

### Windows



**Window Frame**  
Textura Monument

### Doors



**Garage Doors**  
Colorbond Monument



**Entry Door and Frame**  
Dulux Winter Terrace

### Driveway



**Driveway**  
Boral Exposed  
Aggregate Daybreak



## Interior


### Kitchen



**Kitchen Benchtop**  
Laminite Fabrini Matt



**Kitchen Cabinetry Base**  
Polytec Classic White Matt



**Splashback Tiles**  
Gloss White  
100x400


**Grout**  
Slate Grey

**Laying Pattern**  
Horizontal Stackbond

### Flooring



**Main Flooring**  
Brooklyn Newtown




**Carpet**  
Rumble 9 Slate Grey

### Upgrades



**Kitchen Benchtop**  
Option 1 - Zenith  
Mottle Grey




**Kitchen Benchtop**  
Option 2 - Zenith  
Beton




**Splashback Tiles**  
SBH Streamline White  
Matt Mosaic 280x295

**Grout**  
White

**Laying Pattern**  
Vertical



**Upgraded Flooring**  
Artesan 130 Cream



**Kitchen Cabinetry Overheads**  
Category 1 - Polytec  
Canterbury Grey Matt



**Kitchen Cabinetry Overheads**  
Category 2 - Polytec  
Oasis Smooth



**Carpet**  
Stanley Park - Night  
Out


*\*Images and photographs are for illustrative purposes only and are subject to change.*






## Interior (continued)

### Internals



**Internal Walls/  
Woodwork**  
Dulux White Beach  
Quarter



**Ceiling Paint**  
Boutique Builders  
White



**Robe**  
Glacier



**Blockout Blinds**  
Ash


### Bathroom/Ensuite



**Bathroom /Ensuite  
Benchtop**  
Laminite Chambord  
Matt




**Bathroom/Ensuite Base  
Cabinetry**  
Polytec Canterbury  
Grey Matt



**Floor Tile**  
Cavala Dark Grey  
400x400  
**Grout**  
Charred Ash

### Upgrades



**Wall Tile**  
Outback White Matt  
400x400  
**Grout**  
Misty Grey



**Floor Tile**  
Olympia Grey Matt  
300x600  
**Grout**  
Charred Ash  
**Laying Pattern**  
Horizontal Stackbond



**Wall Tile**  
Olympia White Matt  
300x600  
**Grout**  
Magellan Grey  
**Laying Pattern**  
Horizontal Stackbond







Moda Facade

## Exterior

### Brick/Render



**1**  
Main Render and Cladding  
Dulux Colorbond Surfmist



**2**  
Contrast Render  
Dulux Pewter Frame



**3**  
Cladding and Feature Render  
Dulux Grey Port



**4**  
Brick  
PGH Character Putty  
Mortar\*  
Natural Grey

### Upgrades



**5**  
Metal Roof Colour  
Monolith



**6**  
Brick  
Austral Domain Haven  
Mortar\*  
Natural Grey



**7**  
Brick  
PGH Urban Essence Atrium  
Mortar\*  
Natural Grey

### Roof




**3**  
Roof Tile  
Elabana Barramundi

### Windows




**4**  
Window Frame  
Textura Monument

### Doors



**5**  
Garage Doors  
Colorbond Monument



**6**  
Entry Door and Frame  
Dulux Colorbond Surfmist

### Driveway



**7**  
Driveway  
Boral Exposed Aggregate Daybreak




## Interior

### Kitchen



**Kitchen Benchtop**  
Laminate Fontaine  
Matt



**Kitchen Cabinetry Base**  
Polytec Blossom White  
Matt



**Splashback Tiles**  
Gloss Ivory  
100x300

**Grout**  
Alabastor

**Laying Pattern**  
Horizontal Brickbond

### Flooring




**Main Flooring**  
Brooklyn Ridgewood




**Carpet**  
Rumble 45 Dark Bark

### Upgrades



**Kitchen Benchtop**  
Option 1 - Zenith  
Savannah



**Kitchen Benchtop**  
Option 2 - Zenith  
White Truffle




**Splashback Tiles**  
Zen Dots Taupe Gloss  
Mosaic

**Grout**  
Slate Grey



**Upgraded Flooring**  
Bolero B 125 Espresso  
Oak



**Kitchen Cabinetry Overheads**  
Category 1 - Polytec  
Notaio Walnut Matt



**Kitchen Cabinetry Overheads**  
Category 2 - Polytec  
Forage Smooth




**Carpet**  
Stanley Park - Curve  
Ball






## Interior (continued)


### Internals




**Internal Walls/  
Woodwork**  
Dulux Snowy  
Mountains Half



**Ceiling Paint**  
Boutique Builders  
White




**Robe**  
Glacier




**Blockout Blinds**  
Rice


### Bathroom/Ensuite



**Bathroom /Ensuite  
Benchtop**  
Laminate Fontaine  
Matt



**Bathroom/Ensuite Base  
Cabinetry**  
Polytec Notaio Walnut  
Matt



**Wall Tile/Floor Tile**  
Storm Grey (White)  
Matt  
**Grout**  
Misty Grey

### Upgrades




**Floor Tile**  
Newport Grey Matt  
450x450  
**Grout**  
Magellan Grey



**Wall Tile**  
Newport White Matt  
450x450  
**Grout**  
Misty Grey

# Adriatic

Take a trip to the Mediterranean



Featuring a cool and calming palette, this fresh Adriatic scheme is inspired by the romantic ocean tones of the Mediterranean. Combining a seamless blend of coastal and urban design, this scheme always makes the right impact.






Elmer Facade

## Exterior

### Brick/Render



**1**  
Main Render  
Dulux Tranquil Retreat



**3**  
Cladding and Feature Render  
Dulux White Exchange Half



**4**  
Contrast Render  
Dulux Mole Grey



**5**  
Brick  
PGH Character Straw  
Mortar\*  
Natural Grey

### Upgrades



**2**  
Metal Roof Colour  
Monolith



**6**  
Brick  
PGH Heathwood  
Mortar\*  
Natural Grey




**7**  
Brick  
Austral Melbourne Black Rock  
Mortar\*  
Natural Grey

### Roof




**2**  
Roof Tile  
Elabana Babylon

### Windows




**3**  
Window Frame  
Textura Surfsmist

### Doors



**4**  
Garage Doors  
Colorbond Surfsmist



**5**  
Entry Door and Frame  
Dulux Colorbond Surfsmist

### Driveway



**6**  
Driveway  
Boral Exposed Aggregate Daybreak

Building materials dependent on facade selection. \*White mortar can be included for an additional cost. Images are for illustrative purposes only and are subject to change.




## Interior

### Kitchen



**Kitchen Benchtop**  
Laminate Argento Matt



**Kitchen Cabinetry Base**  
Polytec White Mist Matt



**Splashback Tiles**  
Silver Grey Matt 100x300


**Grout**  
Misty Grey

**Laying Pattern**  
Vertical Stackbond

### Flooring



**Main Flooring**  
Brooklyn Ridgewood



**Carpet**  
Rumble 98 Pivot Grey

### Upgrades



**Kitchen Benchtop**  
Option 1 - Zenith Sugar Rush



**Kitchen Benchtop**  
Option 2 - Zenith Terazio



**Splashback Tiles**  
Zen Kit Kat Grey Gloss

**Grout**  
Magellan Grey

**Laying Pattern**  
Vertical



**Upgraded Flooring**  
Bolero Rustic Anthracite



**Kitchen Cabinetry Overheads**  
Category 1 - Polytec Oxford Matt



**Kitchen Cabinetry Overheads**  
Category 2 - Polytec Black Ply Woodmatt




**Carpet**  
Stanley Park Ball Park






## Interior (continued)

### Internals



**Internal Walls/  
Woodwork**  
Dulux White Exchange  
Half



**Ceiling Paint**  
Boutique Builders  
White



**Robe**  
Glacier




**Blockout Blinds**  
Ash


### Bathroom/Ensuite



**Bathroom /Ensuite  
Benchtop**  
Laminate Tivoli Ceppo  
Smooth




**Bathroom/Ensuite Base  
Cabinetry**  
Polytec White Mist



**Floor Tile**  
Cavala Dark Grey  
400x400  
**Grout**  
Charred Ash


### Upgrades



**Wall Tile**  
Matt White  
200x400


**Grout**  
Misty Grey

**Laying Pattern**  
Horizontal Stackbond



**Floor Tile**  
Isla Grey Matt  
450x450

**Grout**  
Magellan Grey



**Wall Tile**  
Matt White  
200x600

**Grout**  
Misty Grey

**Laying Pattern**  
Horizontal Stackbond

# Southampton

New York's upmarket coastal retreat



Southampton encapsulates the coastal invitation with the glamour of elegant provincial living. Inspired by the Hamptons, this scheme embodies timeless design with classic bright whites and soft greys; everything you would expect from an idyllic haven.






Celine Facade

## Exterior

### Brick/Render



**1**  
Main Render  
Dulux Dieskau



**2**  
Cladding and Feature Render  
Dulux Colorbond Surfist



**3**  
Contrast Render  
Dulux Pewter Frame



**4**  
Brick  
PGH Bark  
Mortar\*  
Natural Grey

### Upgrades



**5**  
Metal Roof Colour  
Basal



**6**  
Brick  
Austral Access Ash  
Mortar\*  
Natural Grey




**7**  
Brick  
Austral Industrial Steel  
Mortar\*  
Natural Grey

### Roof




**3**  
Roof Tile  
Elabana Babylon

### Windows



**4**  
Window Frame  
Textura Surfist

### Doors



**5**  
Garage Doors  
Colorbond Surfist



**6**  
Entry Door and Frame  
Dulux Colorbond Surfist

### Driveway




**7**  
Driveway  
Boral Exposed Aggregate Daybreak

Building materials dependent on facade selection. \*White mortar can be included for an additional cost. Images are for illustrative purposes only and are subject to change.



## Interior


### Kitchen



**Kitchen Benchtop**  
Laminate Aspen Matt



**Kitchen Cabinetry Base**  
Polytec Strata Grey Matt




**Splashback Tiles**  
Gloss Silver Grey  
100x300

**Grout**  
Misty Grey

**Laying Pattern**  
Horizontal Brickbond

### Flooring



**Main Flooring**  
Brooklyn Mapleton




**Carpet**  
Rumble 98 Pivot Grey

### Upgrades



**Kitchen Benchtop**  
Option 1 - Zenith  
Crystal



**Kitchen Benchtop**  
Option 2 - Zenith  
Beton




**Splashback Tiles**  
Herringbone White Matt  
23x73

**Grout**  
White



**Upgraded Flooring**  
Bolero B Cappuccino  
Oak



**Kitchen Cabinetry Overheads**  
Category 1 - Polytec  
Polar White Matt



**Kitchen Cabinetry Overheads**  
Category 2 - Polytec  
Adriatic Smooth




**Carpet**  
Stanley Park Ball Park






## Interior (continued)


### Internals




**Internal Walls/  
Woodwork**  
Dulux Lexicon Quarter



**Ceiling Paint**  
Boutique Builders  
White




**Robe**  
Glacier




**Blackout Blinds**  
Chalk

### Bathroom/Ensuite



**Bathroom /Ensuite  
Benchtop**  
Polytec Natural Oak  
Matt




**Bathroom/Ensuite Base  
Cabinetry**  
Polytec Polar White  
Matt



**Floor Tile**  
Cavala Light Grey  
400x400  
**Grout**  
Magellan Grey

### Upgrades



**Wall Tile**  
Matt White  
200x400

**Grout**  
White


**Laying Pattern**  
Horizontal Stackbond



**Floor Tile**  
Dolomite Grey Matt  
300x600

**Grout**  
Magellan Grey

**Laying Pattern**  
Horizontal Stackbond



**Wall Tile**  
Matt White  
300x600

**Grout**  
White

**Laying Pattern**  
Horizontal Stackbond



# Coastal

The Australian beach-loving lifestyle



Coastal is everything you'd expect when it comes to relaxed seaside living. Cool, bright whites and pale greys are based on the tones found in rolling sand dunes. This design scheme is fresh, light and energising – bringing together everything we love about the Australian beach lifestyle.





Sorrento Facade

## Exterior

### Brick/Render



**1**  
Main Render  
Dulux Mole Grey



**2**  
Cladding and Contrast  
Render  
Dulux Bleaches



**2**  
Cladding and Feature  
Render  
Dulux Deep Walnut



**Brick**  
PGH Character Putty  
**Mortar\***  
Natural Grey

### Upgrades



**Metal Roof Colour**  
Gull Grey



**Brick**  
Austral Access Ash



**Brick**  
Austral Industrial Steel

**Mortar\***  
Natural Grey


**Mortar\***  
Natural Grey

### Roof




**3**  
Roof Tile  
Elabana Salt Spray

### Windows




**4**  
Window Frame  
Textura Surfemist

### Doors



**5**  
Garage Doors  
Colorbond Surfemist



**6**  
Entry Door and Frame  
Dulux Colorbond  
Surfemist

### Driveway



**7**  
Driveway  
Boral Exposed  
Aggregate Daybreak




# Interior

## Kitchen



**Kitchen Benchtop**  
Laminite Aspen Matt



**Kitchen Cabinetry Base**  
Blossom White Matt



**Splashback Tiles**  
White Gloss  
100x200

**Grout**  
White

**Laying Pattern**  
Horizontal Brickbond

## Flooring




**Main Flooring**  
Brooklyn Columbia



**Carpet**  
Rumble 92 Light  
Shadow

## Upgrades



**Kitchen Benchtop**  
Option 1 - Zenith  
White Burst



**Kitchen Benchtop**  
option 2 - Zenith  
Fossil




**Splashback Tiles**  
Yesterday White Satin  
75x300

**Grout**  
White

**Laying Pattern**  
Horizontal Brickbond



**Upgraded Flooring**  
Bolero B Cappuccino  
Oak



**Kitchen Cabinetry Overheads**  
Category 1 - Blossom  
White Matt



**Kitchen Cabinetry Overheads**  
Category 2 - Coastal  
Oak Woodmatt




**Carpet**  
Stanley Park Game Night






## Interior (continued)


### Internals




**Internal Walls/  
Woodwork**  
Dulux Natural White



**Ceiling Paint**  
Boutique Builders  
White




**Robe**  
Glacier




**Blockout Blinds**  
Chalk

### Bathroom/Ensuite



**Bathroom /Ensuite  
benchtop**  
Laminare Argento Matt




**Bathroom/Ensuite Base  
Cabinetry**  
Polytec Blossom White  
Matt



**Wall Tile/Floor Tile**  
Storm Grey (White)  
Matt  
400x400  
**Grout**  
Magellan Grey

### Upgrades



**Floor Tile/Wall Tile**  
Olympia White Matt  
300x600

**Grout**  
Magellan Grey

**Laying Pattern**  
Horizontal 1/3  
Staggered

# Fittings & fixtures



## Kitchen



**Oven Built In**  
Westinghouse  
600mm



**Cooktop**  
Westinghouse  
600mm



**Rangehood**  
Westinghouse  
600mm Canopy



**Kitchen Sink**  
Clark Vital Double End Bowl  
(Design Dependent)



**Kitchen Mixer**  
Clark Round Pin Sink Mixer  
(Chrome/Black)





# Bathroom



**Basin Mixer**  
Clark Round Pin Basin Mixer  
(Chrome/Black)



**Shower, Bath, Laundry Mixer**  
Clark Round Pin Wall Mixer  
(Chrome/Black)



**Bath Spout**  
Clark Round Bath Outlet 220mm  
(Chrome/Black)



**Waste**  
Clark Pop Up Plug and Waste to Basins  
(Chrome)



**Basin**  
Clark Round or Square 400 Inset  
1 taphole (Round basin not available  
with Urban Living Range)



**Powder Room Basin**  
Clark Square Hand Wall Basin  
1 Tap Hole and Standard Chrome  
Bottle Trap



**Shower Rail**  
Clark Basic Round II Rail Shower  
(Chrome/Black)



**Bath**  
Round Bath 1675mm  
(No Overflow, Design Dependent)



**Toilet**  
Prima II Close Coupled 4S SNV  
Suite Soft Close



**Hand Towel Rail**  
Clark Round Single Hand Towel Rail  
300mm  
(Chrome/Black)



**Towel Rail**  
Clark Round Single Towel Rail  
600mm  
(Chrome/Black)



**Toilet Roll**  
Clark Round Toilet Roll Holder  
(Chrome/Black)

# Laundry & additional fixtures



**Laundry Spout**  
Clark Round Sink Swivel Outlet  
(Chrome/Black)



**Laundry Trough**  
Clark Utility 42L  
Tub and Cabinet



**Front Entry Door Furniture**  
Lockwood Velocity Lever (Element  
L3) & Symmetry 7107 Double Cylinder  
Deadlock



**External Hinged Door Furniture**  
Lockwood Symmetry 7020  
Imperial Knob Lockset



**External Hinged Door Deadlocks**  
Lockwood Symmetry 7107  
Double Cylinder  
Lockwood Symmetry 7106 Single  
Cylinder (Urban Living Range)



**Internal Door Furniture**  
Lockwood Internal Velocity  
(Hakea 28)

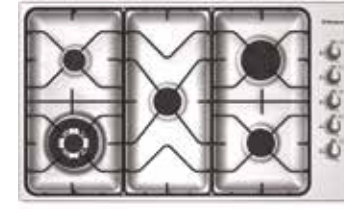


# Upgrade packs

## Appliance upgrades



**Oven Built In**  
Westinghouse  
900mm  
Stainless Steel



**Cooktop**  
Westinghouse  
900mm  
Stainless Steel



**Rangehood**  
Westinghouse  
900mm  
Stainless Steel



**Oven Built In**  
Westinghouse  
600mm  
Black Stainless Steel



**Cooktop**  
Westinghouse  
600mm  
Black Ceramic Glass



**Rangehood**  
Westinghouse  
600mm  
Black Stainless Steel



**Oven Built In**  
Westinghouse  
900mm  
Black Stainless Steel



**Cooktop**  
Westinghouse  
900mm  
Black Ceramic Glass



**Rangehood**  
Westinghouse  
900mm  
Black Stainless Steel



**Freestanding Oven**  
Westinghouse  
900mm  
Stainless Steel Freestanding Oven  
(Not available with Urban Living Range)



**Rangehood**  
Westinghouse  
600mm  
Slide Out



**Upgrade pack 01**



**Shower and Laundry Mixer**  
Cross Wall Top Assemblies  
(Chrome/Black)



**Bath Mixer and Spout**  
Cross Wall Bath Set  
220mm  
(Chrome/Black)



**Basin Mixer**  
Cross Basin Set  
(Chrome/Black)



**Basin**  
Square Inset Basin with Tap Landing  
400mm  
(3 Tap Hole)

**Upgrade pack 02**



**Shower and Bath Mixer**  
Clark Round Square Wall Mixer  
(Chrome/Black)



**Kitchen Mixer**  
Clark Round Square Sink Mixer  
(Chrome/Black)



**Bath Spout**  
Clark Square Wall Basin/Bath Outlet  
220mm  
(Chrome/Black)



**Powder Room Basin Mixer**  
Clark Round Square Basin Mixer  
(Chrome/Black)

**Upgrade pack 03**



**Shower, Bath and Laundry Mixer**  
Clark Round Pin Wall Mixer  
(Chrome/Black)



**Basin Mixer**  
Clark Round Pin Basin Mixer  
(Chrome/Black)



**Bath Spout**  
Clark Square Wall Basin/Bath Outlet  
220mm  
(Chrome/Black)



**Laundry Spout**  
Clark Round Sink Swivel Outlet  
(Chrome/Black)



**Shower Rail**  
Clark Round II Rail Shower  
(Chrome/Black)

## Upgrade pack 04



**Laundry Spout**  
Clark Round Sink Swivel Outlet  
(Black)



**Shower, Bath and Laundry Mixer**  
Clark Round Pin Wall Mixer  
(Black)



**Basin Mixer**  
Clark Round Pin Basin Mixer  
(Black)



**Kitchen Mixer**  
Clark Round Pin Sink Mixer  
(Black)



**Bath Spout**  
Clark Round Bath Outlet 220mm  
(Black)



**Shower Rail**  
Clark Basic Round II Rail Shower  
(Black)



**Toilet Roll**  
Clark Round Toilet Roll Holder  
(Black)



**Door Handles**  
Lockwood Velocity Series Large Rose  
Element Leversets (Black)



**Door Handles**  
Lockwood Flush Pull Sliding Internal  
Door Handles (Black)

### Additional items

Black Robe Frames  
Black Shower Screens  
Black Single Towel Rail  
Black Hand Towel Rail  
Black Lincoln Sentry Margo 128mm Handles  
Black Round Bottle Trap

Black Pop Up Plug and Waste  
Black Tile Trims  
Black Element L3 Lever and Black Deadlock to Front Entry  
(excluding Urban Living Range)  
Garage Internal Access Door Handle  
Black Shower Grate





## Brushed nickel upgrade pack



**Kitchen Mixer**  
Round Pin Sink Mixer  
(Brushed Nickel)



**Basin Mixer**  
Round Pin Basin Mixer  
(Brushed Nickel)



**Shower, Bath and Laundry Mixer**  
Round Pin Wall Mixer  
(Brushed Nickel)



**Bathroom Rail Shower**  
Round II Rail Shower  
(Brushed Nickel)



**Bathroom Single Towel Rail**  
Round Single Towel Rail 600mm  
(Brushed Nickel)



**Toilet Roll Holder**  
Round Toilet Roll Holder  
(Brushed Nickel)



**Laundry Sink Outlet**  
Round Wall Sink Outlet  
(Brushed Nickel)



**Bath Spout**  
Round Basin, Bath Outlet 220mm  
(Brushed Nickel)



**Pop Up Waste**  
Basin Pop Up Plug & Waste  
(Brushed Nickel)

## Brushed nickel upgrade accessories



**Overhead Shower Rail**  
Round II Rail Shower with Overhead  
(Brushed Nickel)



**Double Towel Rail**  
Round Double Towel Rail 600mm  
(Brushed Nickel)

## Additional upgrade accessories



**Robe Hook**  
Round Robe Hook  
(Chrome/Black)



**Wall Hook**  
Round Wall Hook  
(Chrome/Black)



**Toilet Roll**  
Round Toilet Roll Holder  
with Shelf (Chrome/Black)



**Metal Shelf**  
Round Metal Shelf  
(Chrome/Black)



**Bottle Trap**  
Eco Noir Bottle Trap  
(Black)



**Waste**  
Clark Pop Up Plug and Waste  
(Black)



**Kitchen Sink**  
Polar Single Bowl  
Overmount



**Kitchen Sink**  
Monaco Single  
Undermount



**Kitchen Sink**  
Polar Double Bowl  
Overmount



**Kitchen Sink**  
Monaco Double Bowl  
Undermount



**Kitchen Sink**  
Maris Sink Double  
Bowl Undermount  
(Design Dependent)



**Kitchen Sink**  
Maris Sink 1.5  
Bowl Undermount  
(Design Dependent)



**Toilet**  
Caroma Stylus BTW Suite



**Toilet**  
Clark Round BTW Suite



**Freestanding Bath**  
Round Freestanding Bath  
1400mm (Design Dependent)



**Freestanding Bath**  
Round Freestanding Bath  
1600mm (Design Dependent)



**Shower Rail**  
Square II Rail Shower with  
Overhead (Chrome/Black)



**Shower Rail**  
Round II Rail Shower with  
Overhead (Chrome/Black)

# Electrical, All Electric & Fibre

## Lifestyle upgrade packs

### Lifestyle Essential

Downlights to kitchen, living, dining & entry  
Additional Double GPO's  
Additional FTA TV Point

### Lifestyle Enhanced

Downlights to porch, kitchen, living, dining, hallway, home theatre, lounge, home office, bathroom, laundry, powder room, outdoor living & rear hallway  
2-Way switch  
Additional powerpoints  
Additional weatherproof double powerpoint to outdoor living  
Additional data points  
Additional FTA TV point

### Lifestyle Premium

Downlights to whole home  
Data points  
Multi-Way Switch  
Additional Double GPO's  
Additional Weatherproof Double GPO  
Additional FTA TV Points  
Additional Data Points

## All Electric upgrade packs

### All Electric Essential Pack

**Electric heating & cooling**  
Rinnai panel heaters & split system  
**Cooktop**  
600mm Ceramic Cooktop  
**Hot water unit**  
Rinnai heat pump  
**Power Supply**  
3 Phase Power

### All Electric Enhanced Pack

**Electric heating & cooling**  
Rinnai panel heaters & 2 split system  
**Cooktop**  
600mm Ceramic Cooktop  
**Hot water unit**  
Rinnai heat pump  
**Power supply**  
3 Phase power

### All Electric Premium Pack

**Electric heating & cooling**  
Fully ducted reverse cycle  
**Cooktop**  
600mm Ceramic Cooktop  
**Hot water unit**  
Rinnai heat pump  
**Power supply**  
3 Phase power

## Fibre upgrade packs

### Essential

Pre prep pack (modem point & powerpoint)  
Incoming point for HFC/FTTN/FTTC

### Enhanced

Wired serviced cabinet including internal conduit with drawstring & socket2, 10A amended to suit NBN & Opticomm





# Homebuyers Centre

[homebuyers.com.au](https://homebuyers.com.au)

131 751

All plans are protected by copyright and are owned by ABN Group (Vic) Pty Ltd. The building practitioner is ABN Group (Vic) Pty Ltd trading as Homebuyers Centre, registration number CDB-U 49215. Images and photographs are for illustrative purposes only and may depict fixtures, finishes, features, furnishings and landscaping not supplied by Homebuyers Centre. The information contained within this brochure is to be used as a guide only and Homebuyers Centre makes no guarantees about the accuracy or completeness of the information contained within it. For more information on our build process, pricing or specifications, please contact your New Homes Consultant. All information contained within this brochure is accurate at time of printing (January 2025). BH0508